

# 2018 PIRELLI MOTUL VICTORIAN ROAD RACING

## & SUPERMOTO CHAMPIONSHIPS

Round 4 - Broadford : 22 & 23 September

FORMULA 2 / BEARS F3 - F5

Race 2

Started at: 15:01:07

Laps: 7

Starters: 29

Printed at: 15:13

Date: 22/09/18

Event: R08

Weather: Sunny - Temp: 21.7C

Track: Dry

### PROVISIONAL CLASSIFICATION

Pos	No	Gr	Name	Class	Machine	Laps	Race Time	Behind	Fastest Lap	On Lap
1	68	J	Luke POWER / RTR / Graeme Williams Eng. / Traction Control Suspension / APT Wealth	TS	Yam R3 / Kawa Ninja	7	7:47.664		1:04.644	7
2	262	C	Kurt LEWIS / Yoghurt Racing / Axle Armour Tracksliders	SM	Husqvarna FS 450	7	7:51.396	3.732	1:05.617	6
3	86B	B	Andrew SMART	BF4	Laverda Redax 1000	7	7:51.777	4.113	1:05.432	4
4	40	B	Rick FITZSIMMONS	BF4	Triumph Thurx. 1200	7	7:52.297	4.633	1:05.649	6
5	3	C	Cori BOURNE / Pedders Suspension Shepp. / NBS Brake Supplies / Shepp. Service Centre	SM	Husqvarna FS 450	7	7:53.119	5.455	1:05.911	6
6	65	C	Matt EDWARDS	BF5	Aprilia RS 249	7	7:53.301	5.637	1:05.316	2
7	273	C	Dallas O'SULLIVAN / OSullivan's Transport / Yoghurt Racing	SM	Yamaha YZ 450	7	7:53.577	5.913	1:05.527	4
8	13	C	Andrew HANNAN / Nyeah	TS	Yamaha R3 321	7	7:54.256	6.592	1:05.914	6
9	88	B	Jak HEALEY	BF5	KTM Duke 654	7	8:04.749	17.085	1:07.348	7
10	111	C	Joey GITTOES / Gasform / Ricondi	BF5	Ducati 696	7	8:06.368	18.704	1:07.155	7
11	133	D	Grace POUTCH / SC Project Oceania / Aark Suspension & Tuning	TS	Kawasaki Ninja 300	7	8:07.095	19.431	1:07.098	7
12	95	B	Matthew RINDEL	TS	Yamaha R3 321	7	8:07.369	19.705	1:06.563	7
13	21	C	Ben ASPLIN	SM	Husqvarna TC 250	7	8:07.993	20.329	1:07.516	7
14	51	B	Lahrra CLOAK	SM	Kawasaki KXF 450	7	8:09.907	22.243	1:08.001	2
15	36	C	Tim TAYLOR / Ord's Motorcycles	TS	Kawasaki Ninja 300	7	8:11.157	23.493	1:08.070	7
16	131	B	John QUINN / SC Project Oceania / Aark Suspension & Tuning	TS	Kawasaki Ninja 300	7	8:15.153	27.489	1:07.085	2
17	43	C	Chris DUFFY	2P4	Honda CBR 250	7	8:24.422	36.758	1:09.532	6
18	86	C	Aaron DREW	2P4	Kawasaki ZXR 250	7	8:25.482	37.818	1:08.987	3
19	141	C	Steve JORDAN / Longhorn Racers	BF5	KTM Duke 690	7	8:26.732	39.068	1:09.220	3
20	7	C	Linden ROTH	BF5	Ducati Frank'n'cati 904	7	8:28.231	40.567	1:10.089	2
21	501	C	Dave SMITH	TS	Kawasaki Ninja 300	7	8:30.237	42.573	1:09.715	7
22	53	C	Johno HENDERSON	TS	Yamaha R3 321	7	8:31.221	43.557	1:10.552	6
23	22A	C	Seth LEVERTON	TS	Yamaha R3 321	7	8:31.353	43.689	1:10.452	6
24	80	C	Mark FLETCHER	TS	Yamaha R3 321	7	8:43.134	55.470	1:11.870	7
25	369	C	Jason DLUGOSZ	TS	Kawasaki Ninja 300	7	8:44.767	57.103	1:11.336	7
26	66	D	Nathan McIntOSH	SM	Yamaha YZ 450	7	8:47.832	1:00.168	1:13.464	3
27	571	C	Maurice TURNER	BF4	Laverda RGS 981	7	8:47.943	1:00.279	1:13.177	3
28	86A	D	Kristen THEILE	BF5	KTM Duke R 690	6	7:49.443	1 Lap	1:13.767	4
DNF	81	A	Marc BALESTRO	BF3	Ducati 916	5	5:36.719	2 Laps	1:05.679	4

Fastest Lap was 1:04.644 by Luke POWER

Current race lap record for TS class - 1:04.030 by Riko PARTOOSH on a Kawasaki ER 6 set on 18/02/06

\*\*\* Rider 68 (Luke POWER) - 10 second penalty imposed by Clerk of Course for jumped start \*\*\*

The results are provisional until the end of the time limit for protests and appeals.

Chief Time Keeper - Scott Lain

Clerk of Course - Tony Bolin




COMPUTIME RACE TIMING SYSTEMS PTY LTD

9 Timber Lane, Glen Waverley Vic 3150. Ph: (03) 9803-7110

www.computime.com.au

scott@computime.com.au



# 2018 PIRELLI MOTUL VICTORIAN ROAD RACING & SUPERMOTO CHAMPIONSHIPS



Round 4 - Broadford : 22 & 23 September

FORMULA 2 / BEARS F3 - F5

Race 2



Date: 22/09/18  
Event: R08  
Weather: Sunny - Temp: 21.7C  
Track: Dry

Started at: 15:01:07  
Laps: 7  
Starters: 29  
Printed at: 15:13

## PROVISIONAL LAP TIMES

No	Name	Lap 1	Lap 2	Lap 3	Lap 4	Lap 5	Lap 6	Lap 7
3	Cori BOURNE	1:14.255	1:06.467	1:06.296	1:07.074	1:06.131	<b>1:05.911</b>	1:06.985
7	Linden ROTH	1:22.059	<b>1:10.089</b>	1:10.928	1:10.750	1:11.859	1:11.503	1:11.043
13	Andrew HANNAN	1:15.914	1:06.836	1:06.251	1:06.378	1:06.849	<b>1:05.914</b>	1:06.114
21	Ben ASPLIN	1:18.646	1:08.417	1:08.085	1:08.609	1:08.055	1:08.665	<b>1:07.516</b>
22A	Seth LEVERTON	1:25.325	1:12.090	1:10.769	1:11.100	1:10.897	<b>1:10.452</b>	1:10.720
36	Tim TAYLOR	1:19.304	1:08.619	1:09.484	1:08.361	1:09.125	1:08.194	<b>1:08.070</b>
40	Rick FITZSIMMONS	1:15.077	1:06.877	1:06.230	1:06.375	1:06.157	<b>1:05.649</b>	1:05.932
43	Chris DUFFY	1:23.656	1:10.621	1:09.711	1:10.290	1:10.910	<b>1:09.532</b>	1:09.702
51	Lahrra CLOAK	1:17.743	<b>1:08.001</b>	1:08.635	1:09.324	1:09.073	1:08.641	1:08.490
53	Johnno HENDERSON	1:23.491	1:13.406	1:11.173	1:11.176	1:10.633	<b>1:10.552</b>	1:10.790
65	Matt EDWARDS	1:16.619	<b>1:05.316</b>	1:06.200	1:06.481	1:06.200	1:06.177	1:06.308
66	Nathan McINTOSH	1:24.291	1:14.056	<b>1:13.464</b>	1:14.565	1:13.538	1:13.966	1:13.952
68	Luke POWER	1:08.681	1:04.922	1:04.965	1:04.896	1:04.882	1:04.674	<b>1:04.644</b>
80	Mark FLETCHER	1:26.111	1:13.719	1:13.017	1:13.358	1:13.058	1:12.001	<b>1:11.870</b>
81	Marc BALESTRO	1:13.523	1:06.021	1:05.683	<b>1:05.679</b>	1:05.813		
86	Aaron DREW	1:24.227	1:12.395	<b>1:08.987</b>	1:09.072	1:10.772	1:10.789	1:09.240
86A	Kristen THEILE	1:23.123	1:23.218	1:20.762	<b>1:13.767</b>	1:14.576	1:13.997	
86B	Andrew SMART	1:14.715	1:07.062	1:06.188	<b>1:05.432</b>	1:05.769	1:06.529	1:06.082
88	Jak HEALEY	1:16.606	1:07.438	1:07.793	1:08.142	1:08.531	1:08.891	<b>1:07.348</b>
95	Matthew RINDEL	1:19.365	1:08.583	1:07.599	1:09.117	1:07.927	1:08.215	<b>1:06.563</b>
111	Joey GITTOES	1:19.467	1:08.336	1:07.443	1:09.026	1:07.645	1:07.296	<b>1:07.155</b>
131	John QUINN	1:17.137	<b>1:07.085</b>	1:18.813	1:09.258	1:07.882	1:07.494	1:07.484
133	Grace POUTCH	1:19.939	1:08.327	1:07.451	1:08.591	1:08.199	1:07.490	<b>1:07.098</b>
141	Steve JORDAN	1:24.703	1:11.208	<b>1:09.220</b>	1:09.973	1:11.410	1:10.091	1:10.127
262	Kurt LEWIS	1:14.337	1:06.596	1:06.211	1:06.785	1:05.739	<b>1:05.617</b>	1:06.111
273	Dallas O'SULLIVAN	1:18.577	1:05.722	1:06.166	<b>1:05.527</b>	1:05.623	1:05.973	1:05.989
369	Jason DLUGOSZ	1:26.481	1:13.287	1:13.273	1:14.293	1:13.471	1:12.626	<b>1:11.336</b>
501	Dave SMITH	1:24.937	1:13.307	1:10.148	1:11.198	1:10.847	1:10.085	<b>1:09.715</b>
571	Maurice TURNER	1:25.458	1:13.601	<b>1:13.177</b>	1:14.624	1:13.769	1:13.709	1:13.605

\*\*\* Rider 68 (Luke POWER) - 10 second penalty imposed by Clerk of Course for jumped start \*\*\*

The results are provisional until the end of the time limit for protests and appeals.

Chief Time Keeper - Scott Lain

Clerk of Course - Tony Bolin



COMPUTIME RACE TIMING SYSTEMS PTY LTD

9 Timber Lane, Glen Waverley Vic 3150. Ph: (03) 9803-7110  
www.computime.com.au scott@computime.com.au



# 2018 PIRELLI MOTUL VICTORIAN ROAD RACING

## & SUPERMOTO CHAMPIONSHIPS

Round 4 - Broadford : 22 & 23 September

FORMULA 2 / BEARS F3 - F5

Race 2



Date: 22/09/18  
 Event: R08  
 Weather: Sunny - Temp: 21.7C  
 Track: Dry

Started at: 15:01:07  
 Laps: 7  
 Starters: 29  
 Printed at: 15:13

### PROVISIONAL SPLIT TIMES

Lap	Split 1	Split 2	Split 3	Lap Time	Lap	Split 1	Split 2	Split 3	Lap Time
<b>3 Cori BOURNE (5th)</b>					2	26.018	16.623	25.978	1:08.619
1	32.293	16.513	25.449	1:14.255	3	26.565	17.072	25.847	1:09.484
2	24.976	16.292	25.199	1:06.467	4	25.938	16.518	25.905	1:08.361
3	25.010	16.231	25.055	1:06.296	5	26.543	16.455	26.127	1:09.125
4	25.050	16.773	25.251	1:07.074	6	26.052	16.358	<b>25.784</b>	1:08.194
5	24.942	16.168	<b>25.021</b>	1:06.131	7	<b>25.886</b>	<b>16.125</b>	26.059	<b>1:08.070</b>
6	24.848	<b>15.927</b>	25.136	<b>1:05.911</b>	<b>40 Rick FITZSIMMONS (4th)</b>				
7	<b>24.775</b>	16.970	25.240	1:06.985	1	32.737	17.318	25.022	1:15.077
<b>7 Linden ROTH (20th)</b>					2	24.968	16.469	25.440	1:06.877
1	35.745	19.088	27.226	1:22.059	3	24.874	<b>16.219</b>	25.137	1:06.230
2	<b>25.718</b>	17.580	<b>26.791</b>	<b>1:10.089</b>	4	24.748	16.445	25.182	1:06.375
3	26.199	17.636	27.093	1:10.928	5	24.721	16.447	24.989	1:06.157
4	25.893	<b>17.339</b>	27.518	1:10.750	6	24.424	16.398	<b>24.827</b>	<b>1:05.649</b>
5	26.206	17.748	27.905	1:11.859	7	<b>24.350</b>	16.668	24.914	1:05.932
6	26.119	17.763	27.621	1:11.503	<b>43 Chris DUFFY (17th)</b>				
7	26.704	17.437	26.902	1:11.043	1	37.077	19.215	27.364	1:23.656
<b>13 Andrew HANNAN (8th)</b>					2	27.173	17.060	26.388	1:10.621
1	33.601	16.883	25.430	1:15.914	3	<b>26.703</b>	16.552	26.456	1:09.711
2	25.349	15.982	25.505	1:06.836	4	26.947	16.686	26.657	1:10.290
3	<b>25.196</b>	<b>15.663</b>	25.392	1:06.251	5	26.773	16.962	27.175	1:10.910
4	25.253	15.869	25.256	1:06.378	6	26.732	16.670	<b>26.130</b>	<b>1:09.532</b>
5	25.328	16.339	25.182	1:06.849	7	26.821	<b>16.464</b>	26.417	1:09.702
6	25.214	15.710	24.990	<b>1:05.914</b>	<b>51 Lahrra CLOAK (14th)</b>				
7	25.320	15.824	<b>24.970</b>	1:06.114	1	34.590	16.977	26.176	1:17.743
<b>21 Ben ASPLIN (13th)</b>					2	<b>25.646</b>	16.605	<b>25.750</b>	<b>1:08.001</b>
1	34.790	17.543	26.313	1:18.646	3	25.906	16.525	26.204	1:08.635
2	25.894	16.602	25.921	1:08.417	4	26.368	16.496	26.460	1:09.324
3	25.955	16.356	25.774	1:08.085	5	26.259	16.872	25.942	1:09.073
4	25.953	16.546	26.110	1:08.609	6	26.175	16.649	25.817	1:08.641
5	25.977	16.453	<b>25.625</b>	1:08.055	7	25.951	<b>16.441</b>	26.098	1:08.490
6	26.332	16.653	25.680	1:08.665	<b>53 Johnno HENDERSON (22th)</b>				
7	<b>25.750</b>	<b>16.033</b>	25.733	<b>1:07.516</b>	1	36.513	18.973	28.005	1:23.491
<b>22A Seth LEVERTON (23th)</b>					2	27.571	17.883	27.952	1:13.406
1	38.858	18.865	27.602	1:25.325	3	26.959	17.221	26.993	1:11.173
2	27.282	17.949	26.859	1:12.090	4	27.126	17.151	26.899	1:11.176
3	<b>26.783</b>	17.054	26.932	1:10.769	5	26.957	<b>16.877</b>	26.799	1:10.633
4	27.186	17.258	26.656	1:11.100	6	<b>26.844</b>	16.945	26.763	<b>1:10.552</b>
5	27.150	16.784	26.963	1:10.897	7	26.990	17.235	<b>26.565</b>	1:10.790
6	27.394	<b>16.730</b>	<b>26.328</b>	<b>1:10.452</b>	<b>65 Matt EDWARDS (6th)</b>				
7	27.132	17.093	26.495	1:10.720	1	33.784	17.205	25.630	1:16.619
<b>36 Tim TAYLOR (15th)</b>					2	24.497	<b>15.966</b>	24.853	<b>1:05.316</b>
1	35.115	17.983	26.206	1:19.304	3	24.674	16.176	25.350	1:06.200

*Scott Laine*  
 Chief Time Keeper - Scott Laine

*Tony Bolin*  
 Clerk of Course - Tony Bolin



**COMPUTIME RACE TIMING SYSTEMS PTY LTD**

9 Timber Lane, Glen Waverley Vic 3150. Ph: (03) 9803-7110  
 www.computime.com.au scott@computime.com.au



# 2018 PIRELLI MOTUL VICTORIAN ROAD RACING

## & SUPERMOTO CHAMPIONSHIPS

Round 4 - Broadford : 22 & 23 September

FORMULA 2 / BEARS F3 - F5

Race 2

Date: 22/09/18

Event: R08

Weather: Sunny - Temp: 21.7C

Track: Dry

Started at: 15:01:07

Laps: 7

Starters: 29

Printed at: 15:13

### PROVISIONAL SPLIT TIMES

Lap	Split 1	Split 2	Split 3	Lap Time	Lap	Split 1	Split 2	Split 3	Lap Time
4	25.584	16.031	24.866	1:06.481	<b>86A Kristen THEILE (28th)</b>				
5	24.905	16.426	24.869	1:06.200	1	36.246	18.929	<b>27.948</b>	1:23.123
6	24.768	16.781	<b>24.628</b>	1:06.177	2	<b>27.204</b>	18.078	37.936	1:23.218
7	<b>24.230</b>	17.075	25.003	1:06.308	3	34.727	<b>17.892</b>	28.143	1:20.762
<b>66 Nathan McINTOSH (26th)</b>					4	27.743	18.025	27.999	<b>1:13.767</b>
1	36.736	19.301	28.254	1:24.291	5	27.525	18.001	29.050	1:14.576
2	27.630	18.388	28.038	1:14.056	6	27.516	18.005	28.476	1:13.997
3	<b>27.127</b>	<b>18.197</b>	28.140	<b>1:13.464</b>	<b>86B Andrew SMART (3rd)</b>				
4	27.654	18.548	28.363	1:14.565	1	32.895	16.600	25.220	1:14.715
5	27.368	18.301	27.869	1:13.538	2	24.998	16.654	25.410	1:07.062
6	27.218	18.615	28.133	1:13.966	3	24.518	<b>16.255</b>	25.415	1:06.188
7	27.354	18.816	<b>27.782</b>	1:13.952	4	<b>23.866</b>	16.511	25.055	<b>1:05.432</b>
<b>68 Luke POWER (1st)</b>					5	24.346	16.372	<b>25.051</b>	1:05.769
1	28.975	15.436	<b>24.270</b>	1:08.681	6	24.548	16.274	25.707	1:06.529
2	25.126	15.493	24.303	1:04.922	7	24.399	16.273	25.410	1:06.082
3	25.111	15.461	24.393	1:04.965	<b>88 Jak HEALEY (9th)</b>				
4	25.083	15.430	24.383	1:04.896	1	33.447	16.846	26.313	1:16.606
5	25.079	15.404	24.399	1:04.882	2	<b>25.240</b>	<b>15.936</b>	26.262	1:07.438
6	25.007	<b>15.348</b>	24.319	1:04.674	3	25.549	16.252	<b>25.992</b>	1:07.793
7	<b>24.946</b>	15.374	24.324	<b>1:04.644</b>	4	25.673	16.112	26.357	1:08.142
<b>80 Mark FLETCHER (24th)</b>					5	25.683	16.146	26.702	1:08.531
1	38.214	19.738	28.159	1:26.111	6	25.541	17.063	26.287	1:08.891
2	27.633	19.182	26.904	1:13.719	7	25.297	15.980	26.071	<b>1:07.348</b>
3	27.572	17.760	27.685	1:13.017	<b>95 Matthew RINDEL (12th)</b>				
4	27.590	18.232	27.536	1:13.358	1	34.793	18.481	26.091	1:19.365
5	27.882	18.235	26.941	1:13.058	2	25.970	16.708	25.905	1:08.583
6	<b>27.559</b>	17.545	26.897	1:12.001	3	26.143	16.049	25.407	1:07.599
7	27.584	<b>17.505</b>	<b>26.781</b>	<b>1:11.870</b>	4	26.130	16.637	26.350	1:09.117
<b>81 Marc BALESTRO (DNF)</b>					5	25.835	16.755	25.337	1:07.927
1	31.776	16.655	<b>25.092</b>	1:13.523	6	26.120	16.386	25.709	1:08.215
2	24.388	16.327	25.306	1:06.021	7	<b>25.659</b>	<b>15.967</b>	<b>24.937</b>	<b>1:06.563</b>
3	23.989	<b>16.278</b>	25.416	1:05.683	<b>111 Joey GITTOES (10th)</b>				
4	<b>23.843</b>	16.408	25.428	<b>1:05.679</b>	1	35.535	18.180	25.752	1:19.467
5	24.119	16.411	25.283	1:05.813	2	25.966	16.914	25.456	1:08.336
<b>86 Aaron DREW (18th)</b>					3	25.529	<b>16.338</b>	25.576	1:07.443
1	38.232	18.885	27.110	1:24.227	4	26.078	16.633	26.315	1:09.026
2	28.221	17.840	26.334	1:12.395	5	25.545	16.768	25.332	1:07.645
3	<b>26.540</b>	<b>16.314</b>	26.133	<b>1:08.987</b>	6	<b>25.240</b>	16.597	25.459	1:07.296
4	26.590	16.531	25.951	1:09.072	7	25.490	16.563	<b>25.102</b>	<b>1:07.155</b>
5	26.725	16.834	27.213	1:10.772	<b>131 John QUINN (16th)</b>				
6	26.848	17.535	26.406	1:10.789	1	34.135	17.243	25.759	1:17.137
7	27.049	16.461	<b>25.730</b>	1:09.240	2	<b>25.162</b>	<b>16.334</b>	25.589	<b>1:07.085</b>

*Scott Laine*  
Chief Time Keeper - Scott Laine

*Tony Bolin*  
Clerk of Course - Tony Bolin




COMPUTIME RACE TIMING SYSTEMS PTY LTD

9 Timber Lane, Glen Waverley Vic 3150. Ph: (03) 9803-7110

www.computime.com.au

scott@computime.com.au



# 2018 PIRELLI MOTUL VICTORIAN ROAD RACING

## & SUPERMOTO CHAMPIONSHIPS

Round 4 - Broadford : 22 & 23 September

FORMULA 2 / BEARS F3 - F5

Race 2

Date: 22/09/18

Event: R08

Weather: Sunny - Temp: 21.7C

Track: Dry

Started at: 15:01:07

Laps: 7

Starters: 29

Printed at: 15:13



### PROVISIONAL SPLIT TIMES

Lap	Split 1	Split 2	Split 3	Lap Time	Lap	Split 1	Split 2	Split 3	Lap Time
3	34.685	17.372	26.756	1:18.813	2	24.797	16.051	24.874	1:05.722
4	26.736	16.789	25.733	1:09.258	3	25.302	15.972	24.892	1:06.166
5	25.970	16.494	25.418	1:07.882	4	24.879	<b>15.863</b>	<b>24.785</b>	<b>1:05.527</b>
6	25.794	16.366	25.334	1:07.494	5	24.739	16.070	24.814	1:05.623
7	25.782	16.396	<b>25.306</b>	1:07.484	6	<b>24.701</b>	16.238	25.034	1:05.973
					7	24.732	16.289	24.968	1:05.989
<b>133 Grace POUTCH (11th)</b>					<b>369 Jason DLUGOSZ (25th)</b>				
1	35.175	18.826	25.938	1:19.939	1	39.254	19.393	27.834	1:26.481
2	25.851	17.096	25.380	1:08.327	2	<b>27.401</b>	18.858	27.028	1:13.287
3	26.076	16.157	25.218	1:07.451	3	27.610	18.366	27.297	1:13.273
4	25.902	16.537	26.152	1:08.591	4	27.931	18.300	28.062	1:14.293
5	26.024	16.780	25.395	1:08.199	5	28.108	18.250	27.113	1:13.471
6	<b>25.595</b>	16.357	25.538	1:07.490	6	27.851	17.514	27.261	1:12.626
7	25.938	<b>15.947</b>	<b>25.213</b>	<b>1:07.098</b>	7	27.618	<b>17.224</b>	<b>26.494</b>	<b>1:11.336</b>
<b>141 Steve JORDAN (19th)</b>					<b>501 Dave SMITH (21th)</b>				
1	37.044	19.389	28.270	1:24.703	1	37.732	19.166	28.039	1:24.937
2	<b>26.079</b>	17.706	27.423	1:11.208	2	27.888	18.196	27.223	1:13.307
3	26.080	17.100	26.040	<b>1:09.220</b>	3	26.769	16.995	26.384	1:10.148
4	26.116	17.951	<b>25.906</b>	1:09.973	4	27.193	17.757	26.248	1:11.198
5	26.726	<b>16.888</b>	27.796	1:11.410	5	27.192	<b>16.754</b>	26.901	1:10.847
6	26.370	17.324	26.397	1:10.091	6	<b>26.749</b>	16.833	26.503	1:10.085
7	26.897	17.070	26.160	1:10.127	7	26.808	16.922	<b>25.985</b>	<b>1:09.715</b>
<b>262 Kurt LEWIS (2nd)</b>					<b>571 Maurice TURNER (27th)</b>				
1	32.788	16.056	25.493	1:14.337	1	37.722	19.702	28.034	1:25.458
2	24.957	16.311	25.328	1:06.596	2	27.615	18.486	27.500	1:13.601
3	24.930	16.228	25.053	1:06.211	3	<b>27.114</b>	18.236	27.827	<b>1:13.177</b>
4	24.977	16.480	25.328	1:06.785	4	27.423	18.755	28.446	1:14.624
5	24.881	15.794	25.064	1:05.739	5	27.880	18.190	27.699	1:13.769
6	<b>24.879</b>	<b>15.640</b>	25.098	<b>1:05.617</b>	6	28.444	<b>17.919</b>	<b>27.346</b>	1:13.709
7	24.933	16.298	<b>24.880</b>	1:06.111	7	27.414	18.569	27.622	1:13.605
<b>273 Dallas O'SULLIVAN (7th)</b>									
1	35.062	17.561	25.954	1:18.577					

\*\*\* Rider 68 (Luke POWER) - 10 second penalty imposed by Clerk of Course for jumped start \*\*\*

The results are provisional until the end of the time limit for protests and appeals.

*Scott Laine*  
Chief Time Keeper - Scott Laine

*Tony Bolin*  
Clerk of Course - Tony Bolin



**COMPUTIME RACE TIMING SYSTEMS PTY LTD**

9 Timber Lane, Glen Waverley Vic 3150. Ph: (03) 9803-7110

www.computime.com.au

scott@computime.com.au



# 2018 PIRELLI MOTUL VICTORIAN ROAD RACING & SUPERMOTO CHAMPIONSHIPS



Round 4 - Broadford : 22 & 23 September

FORMULA 2 / BEARS F3 - F5

Race 2



Date: 22/09/18  
Event: R08  
Weather: Sunny - Temp: 21.7C  
Track: Dry

Started at: 15:01:07  
Laps: 7  
Starters: 29  
Printed at: 15:13


## PROVISIONAL FASTEST LAPS SEQUENCE

Lap	Race Pos	No	Name	Machine	Fastest Lap	On Lap
1	1	68	Luke POWER	Yam R3 / Kawa Ninja	1:08.681	1
2	1	68	Luke POWER	Yam R3 / Kawa Ninja	1:04.922	2
4	1	68	Luke POWER	Yam R3 / Kawa Ninja	1:04.896	4
5	1	68	Luke POWER	Yam R3 / Kawa Ninja	1:04.882	5
6	1	68	Luke POWER	Yam R3 / Kawa Ninja	1:04.674	6
7	1	68	Luke POWER	Yam R3 / Kawa Ninja	1:04.644	7

\*\*\* Rider 68 (Luke POWER) - 10 second penalty imposed by Clerk of Course for jumped start \*\*\*

The results are provisional until the end of the time limit for protests and appeals.

  
Chief Time Keeper - Scott Lain

  
Clerk of Course - Tony Bolin



**COMPUTIME RACE TIMING SYSTEMS PTY LTD**

9 Timber Lane, Glen Waverley Vic 3150. Ph: (03) 9803-7110  
www.computime.com.au scott@computime.com.au



# 2018 PIRELLI MOTUL VICTORIAN ROAD RACING

## & SUPERMOTO CHAMPIONSHIPS

Round 4 - Broadford : 22 & 23 September

FORMULA 2 / BEARS F3 - F5

Race 2

Started at: 15:01:07

Laps: 7

Starters: 29

Printed at: 15:13



Date: 22/09/18  
Event: R08  
Weather: Sunny - Temp: 21.7C  
Track: Dry

### PROVISIONAL LAP SHEET

No	Lap Time	Gap	No	Lap Time	Gap	No	Lap Time	Gap	No	Lap Time	Gap	No	Lap Time	Gap
<b>Lap 1</b>			51	1:08.001	12.141	66	1:13.464	33.243	65	1:06.200	12.470	7	1:11.503	44.168
68	1:08.681		21	1:08.417	13.460	571	1:13.177	33.668	273	1:05.623	13.269	53	1:10.552	47.411
81	1:13.523	4.842	111	1:08.336	14.200	80	1:13.017	34.279	13	1:06.849	13.882	501	1:10.085	47.502
3	1:14.255	5.574	36	1:08.619	14.320	369	1:13.273	34.473	88	1:08.531	20.164	22A	1:10.452	47.613
262	1:14.337	5.656	95	1:08.583	14.345	86A	1:20.762	48.535	21	1:08.055	23.466	80	1:12.001	58.244
86B	1:14.715	6.034	133	1:08.327	14.663	<b>Lap 4</b>			111	1:07.645	23.571	369	1:12.626	1:00.411
40	1:15.077	6.396	7	1:10.089	18.545	68	1:04.896		133	1:08.199	24.161	66	1:13.966	1:00.860
13	1:15.914	7.233	43	1:10.621	20.674	81	1:05.679	7.442	95	1:07.927	24.245	571	1:13.709	1:01.318
88	1:16.606	7.925	141	1:11.208	22.308	86B	1:05.432	9.933	51	1:09.073	24.430	<b>Lap 7</b>		
65	1:16.619	7.938	86	1:12.395	23.019	262	1:06.785	10.465	36	1:09.125	26.547	68	1:04.644	
131	1:17.137	8.456	53	1:13.406	23.294	3	1:07.074	10.628	131	1:07.882	31.829	86A	1:13.997	1 lap
51	1:17.743	9.062	22A	1:12.090	23.812	40	1:06.375	11.095	43	1:10.910	36.842	262	1:06.111	13.732
273	1:18.577	9.896	501	1:13.307	24.641	65	1:06.481	11.152	86	1:10.772	37.107	86B	1:06.082	14.113
21	1:18.646	9.965	66	1:14.056	24.744	13	1:06.378	11.915	7	1:11.859	37.339	40	1:05.932	14.633
36	1:19.304	10.623	571	1:13.601	25.456	273	1:05.527	12.528	141	1:11.410	38.168	3	1:06.985	15.455
95	1:19.365	10.684	369	1:13.287	26.165	88	1:08.142	16.515	53	1:10.633	41.533	65	1:06.308	15.637
111	1:19.467	10.786	80	1:13.719	26.227	51	1:09.324	20.239	22A	1:10.897	41.835	273	1:05.989	15.913
133	1:19.939	11.258	86A	1:23.218	32.738	21	1:08.609	20.293	501	1:10.847	42.091	13	1:06.114	16.592
7	1:22.059	13.378	<b>Lap 3</b>			111	1:09.026	20.808	80	1:13.058	50.917	88	1:07.348	27.085
86A	1:23.123	14.442	68	1:04.965		133	1:08.591	20.844	66	1:13.538	51.568	111	1:07.155	28.704
53	1:23.491	14.810	81	1:05.683	6.659	95	1:09.117	21.200	571	1:13.769	52.283	133	1:07.098	29.431
43	1:23.656	14.975	3	1:06.296	8.450	36	1:08.361	22.304	369	1:13.471	52.459	95	1:06.563	29.705
86	1:24.227	15.546	262	1:06.211	8.576	131	1:09.258	28.829	<b>Lap 6</b>			21	1:07.516	30.329
66	1:24.291	15.610	86B	1:06.188	9.397	7	1:10.750	30.362	68	1:04.674		51	1:08.490	32.243
141	1:24.703	16.022	65	1:06.200	9.567	43	1:10.290	30.814	86A	1:14.576	1 lap	36	1:08.070	33.493
501	1:24.937	16.256	40	1:06.230	9.616	86	1:09.072	31.217	262	1:05.617	12.265	131	1:07.484	37.489
22A	1:25.325	16.644	13	1:06.251	10.433	141	1:09.973	31.640	86B	1:06.529	12.675	43	1:09.702	46.758
571	1:25.458	16.777	273	1:06.166	11.897	53	1:11.176	35.782	3	1:05.911	13.114	86	1:09.240	47.818
80	1:26.111	17.430	88	1:07.793	13.269	22A	1:11.100	35.820	40	1:05.649	13.345	141	1:10.127	49.068
369	1:26.481	17.800	51	1:08.635	15.811	501	1:11.198	36.126	65	1:06.177	13.973	7	1:11.043	50.567
<b>Lap 2</b>			21	1:08.085	16.580	80	1:13.358	42.741	273	1:05.973	14.568	501	1:09.715	52.573
68	1:04.922		111	1:07.443	16.678	66	1:14.565	42.912	13	1:05.914	15.122	53	1:10.790	53.557
81	1:06.021	5.941	95	1:07.599	16.979	571	1:14.624	43.396	88	1:08.891	24.381	22A	1:10.720	53.689
3	1:06.467	7.119	133	1:07.451	17.149	369	1:14.293	43.870	111	1:07.296	26.193	80	1:11.870	1:05.470
262	1:06.596	7.330	36	1:09.484	18.839	86A	1:13.767	57.406	133	1:07.490	26.977	369	1:11.336	1:07.103
86B	1:07.062	8.174	131	1:18.813	24.467	<b>Lap 5</b>			21	1:08.665	27.457	66	1:13.952	1:10.168
65	1:05.316	8.332	7	1:10.928	24.508	68	1:04.882		95	1:08.215	27.786	571	1:13.605	1:10.279
40	1:06.877	8.351	43	1:09.711	25.420	81	1:05.813	8.373	51	1:08.641	28.397			
13	1:06.836	9.147	141	1:09.220	26.563	86B	1:05.769	10.820	36	1:08.194	30.067			
88	1:07.438	10.441	86	1:08.987	27.041	262	1:05.739	11.322	131	1:07.494	34.649			
131	1:07.085	10.619	53	1:11.173	29.502	3	1:06.131	11.877	43	1:09.532	41.700			
273	1:05.722	10.696	22A	1:10.769	29.616	40	1:06.157	12.370	86	1:10.789	43.222			
			501	1:10.148	29.824				141	1:10.091	43.585			

\*\*\* Rider 68 (Luke POWER) - 10 second penalty imposed by Clerk of Course for jumped start \*\*\*

The results are provisional until the end of the time limit for protests and appeals.

*Scott Laine*  
Chief Time Keeper - Scott Laine

*Tony Bolin*  
Clerk of Course - Tony Bolin



COMPUTIME RACE TIMING SYSTEMS PTY LTD

9 Timber Lane, Glen Waverley Vic 3150. Ph: (03) 9803-7110

www.computime.com.au scott@computime.com.au



# 2018 PIRELLI MOTUL VICTORIAN ROAD RACING & SUPERMOTO CHAMPIONSHIPS



Round 4 - Broadford : 22 & 23 September

FORMULA 2 / BEARS F3 - F5

Race 2

Date: 22/09/18  
Event: R08  
Weather: Sunny - Temp: 21.7C  
Track: Dry

Started at: 15:01:07  
Laps: 7  
Starters: 29  
Printed at: 15:13

## PROVISIONAL LAP CHART

Grid	1	2	3	4	5	6	7
3	68	68	68	68	68	68	68
68	81	81	81	81	81	262	262
81	3	3	3	86B	86B	86B	86B
262	262	262	262	262	262	3	40
65	86B	86B	86B	3	3	40	3
88	40	65	65	40	40	65	65
131	13	40	40	65	65	273	273
13	88	13	13	13	273	13	13
133	65	88	273	273	13	88	88
40	131	131	88	88	88	111	111
86B	51	273	51	51	21	133	133
95	273	51	21	21	111	21	95
36	21	21	111	111	133	95	21
51	36	111	95	133	95	51	51
21	95	36	133	95	51	36	36
43	111	95	36	36	36	131	131
111	133	133	131	131	131	43	43
141	7	7	7	7	43	86	86
7	86A	43	43	43	86	141	141
501	53	141	141	86	7	7	7
86A	43	86	86	141	141	53	501
86	86	53	53	53	53	501	53
80	66	22A	22A	22A	22A	22A	22A
66	141	501	501	501	501	80	80
369	501	66	66	80	80	369	369
53	22A	571	571	66	66	66	66
5	571	369	80	571	571	571	571
571	80	80	369	369	369	86A	
	369	86A	86A	86A	86A		

\*\*\* Rider 68 (Luke POWER) - 10 second penalty imposed by Clerk of Course for jumped start \*\*\*

The results are provisional until the end of the time limit for protests and appeals.

*Scott Laine*  
Chief Time Keeper - Scott Laine

*Tony Bolin*  
Clerk of Course - Tony Bolin



**COMPUTIME RACE TIMING SYSTEMS PTY LTD**

9 Timber Lane, Glen Waverley Vic 3150. Ph: (03) 9803-7110  
www.computime.com.au scott@computime.com.au





# 2018 PIRELLI MOTUL VICTORIAN ROAD RACING & SUPERMOTO CHAMPIONSHIPS



Round 4 - Broadford : 22 & 23 September

FORMULA 2 / BEARS F3 - F5  
RACE 3 (Event 13)

Date: 22/09/18  
Event: R08  
Weather: Sunny - Temp: 21.7C  
Track: Dry

Started at: 15:01:07  
Laps: 7  
Starters: 29  
Printed at: 15:13

## PROVISIONAL GRID SHEET



1	68 L. POWER 7:47.664	2	262 K. LEWIS 7:51.396	3	86B A. SMART 7:51.777
2	40 R. FITZSIMMON 7:52.297	5	3 C. BOURNE 7:53.119	6	65 M. EDWARDS 7:53.301
3	273 D. O'SULLIVAN 7:53.577	8	13 A. HANNAN 7:54.256	9	88 J. HEALEY 8:04.749
4	111 J. GITTOES 8:06.368	11	133 G. POUTCH 8:07.095	12	95 M. RINDEL 8:07.369
5	21 B. ASPLIN 8:07.993	14	51 L. CLOAK 8:09.907	15	36 T. TAYLOR 8:11.157
6	131 J. QUINN 8:15.153	17	43 C. DUFFY 8:24.422	18	86 A. DREW 8:25.482
7	141 S. JORDAN 8:26.732	20	7 L. ROTH 8:28.231	21	501 D. SMITH 8:30.237
8	53 J. HENDERSON 8:31.221	23	22A S. LEVERTON 8:31.353	24	80 M. FLETCHER 8:43.134
9	369 J. DLUGOSZ 8:44.767	26	66 N. McINTOSH 8:47.832	27	571 M. TURNER 8:47.943
10	86A K. THEILE 7:49.443	29	81 M. BALESTRO 5:36.719		

Chief Time Keeper - Scott Laine

Clerk of Course - Tony Bolin



COMPUTIME RACE TIMING SYSTEMS PTY LTD

9 Timber Lane, Glen Waverley Vic 3150. Ph: (03) 9803-7110  
www.computime.com.au scott@computime.com.au



# 2018 PIRELLI MOTUL VICTORIAN ROAD RACING & SUPERMOTO CHAMPIONSHIPS



Round 4 - Broadford : 22 & 23 September

FORMULA 2 / BEARS F3 - F5  
RACE 3 (Event 13)

Date: 22/09/18  
Event: R08  
Weather: Sunny - Temp: 21.7C  
Track: Dry

Started at: 15:01:07  
Laps: 7  
Starters: 29  
Printed at: 15:13

## PROVISIONAL GRID SHEET

	29		28		10
	81	M. BALESTRO 5:36.719	86A	K. THEILE 7:49.443	
	27		26		9
	571	M. TURNER 8:47.943	66	N. McINTOSH 8:47.832	369
	24		23		8
80	M. FLETCHER 8:43.134	22A	S. LEVERTON 8:31.353	53	J. HENDERSON 8:31.221
	21		20		7
501	D. SMITH 8:30.237	7	L. ROTH 8:28.231	141	S. JORDAN 8:26.732
	18		17		6
86	A. DREW 8:25.482	43	C. DUFFY 8:24.422	131	J. QUINN 8:15.153
	15		14		5
36	T. TAYLOR 8:11.157	51	L. CLOAK 8:09.907	21	B. ASPLIN 8:07.993
	12		11		4
95	M. RINDEL 8:07.369	133	G. POUTCH 8:07.095	111	J. GITTOES 8:06.368
	9		8		3
88	J. HEALEY 8:04.749	13	A. HANNAN 7:54.256	273	D. O'SULLIVAN 7:53.577
	6		5		2
65	M. EDWARDS 7:53.301	3	C. BOURNE 7:53.119	40	R. FITZSIMMON 7:52.297
	3		2		1
86B	A. SMART 7:51.777	262	K. LEWIS 7:51.396	68	L. POWER 7:47.664



*Scott Laine*  
Chief Time Keeper - Scott Laine

*Tony Bolin*  
Clerk of Course - Tony Bolin



COMPUTIME RACE TIMING SYSTEMS PTY LTD

9 Timber Lane, Glen Waverley Vic 3150. Ph: (03) 9803-7110  
www.computime.com.au scott@computime.com.au



# 2018 PIRELLI MOTUL VICTORIAN ROAD RACING & SUPERMOTO CHAMPIONSHIPS



Round 4 - Broadford : 22 & 23 September



## FORMULA 2 / BEARS F3 - F5 PROVISIONAL PROGRESSIVE SERIES POINTS

### 250cc FOUR STROKES

Pos	No	Name	Rnd 1 W/ton	Rnd 2 B/ford	Rnd 3 PI	Rnd 4 Race 1	Rnd 4 Race 2	Total
1	86	Aaron DREW	100	75	20	20	20	235
2	43	Chris DUFFY			100	25	25	150

### BEARS - FORMULA 3

Pos	No	Name	Rnd 1 W/ton	Rnd 2 B/ford	Rnd 3 PI	Rnd 4 Race 1	Rnd 4 Race 2	Total
1	5	Philip BARTUSH		95	80	20		195
2	3	Jason LIGHT	75	65				140
3	70	Simon GALLOWAY			100			100
4	81	Marc BALESTRO			54	25		79
5	39	Dean YAGAN		56				56

### BEARS - FORMULA 4

Pos	No	Name	Rnd 1 W/ton	Rnd 2 B/ford	Rnd 3 PI	Rnd 4 Race 1	Rnd 4 Race 2	Total
1	40	Rick FITZSIMMONS		100	80	25	20	225
2	86B	Andrew SMART			100	20	25	145
3	63	Paul CASSON			36			36
4	571	Maurice TURNER			17		18	35

### BEARS - FORMULA 5

Pos	No	Name	Rnd 1 W/ton	Rnd 2 B/ford	Rnd 3 PI	Rnd 4 Race 1	Rnd 4 Race 2	Total
1	141	Steve JORDAN	100	70	60	17	17	264
2	86A	Kristen THEILE		88	43	15	15	161
3	65	Matt EDWARDS			78	25	25	128
4	111	Joey GITTOES			74	18	18	110
5	104	Royce ROWE			100			100
6	7	Linden ROTH			63	16	16	95
7	13	Christopher PANAYI			68			68
8	17	Rosemary DELAMBERT		58				58
9	88	Jak HEALEY				20	20	40

### FORMULA 400

Pos	No	Name	Rnd 1 W/ton	Rnd 2 B/ford	Rnd 3 PI	Rnd 4 Race 1	Rnd 4 Race 2	Total
1	67	Adam NICOLSON	75	100				175
2	81	Max JORDAN			75			75
3	53A	Johnathon HENDERSON		40				40

*Scott Laine*  
Chief Time Keeper - Scott Laine

*Tony Bolin*  
Clerk of Course - Tony Bolin



**COMPUTIME RACE TIMING SYSTEMS PTY LTD**

9 Timber Lane, Glen Waverley Vic 3150. Ph: (03) 9803-7110  
www.computime.com.au scott@computime.com.au



# 2018 PIRELLI MOTUL VICTORIAN ROAD RACING & SUPERMOTO CHAMPIONSHIPS



Round 4 - Broadford : 22 & 23 September



FORMULA 2 / BEARS F3 - F5  
PROVISIONAL PROGRESSIVE SERIES POINTS

## SUPERMONO

Pos	No	Name	Rnd 1 W/ton	Rnd 2 B/ford	Rnd 3 PI	Rnd 4 Race 1	Rnd 4 Race 2	Total
1	3	Cori BOURNE	100	92	100	25	20	337
2	262	Kurt LEWIS		69	80	20	25	194
3	51	Lahrra CLOAK		63	69	18	16	166
4	66	Nathan McINTOSH		55	60	16	15	146
5	273	Dallas O'SULLIVAN		78			18	96
6	21	Ben ASPLIN		40		17	17	74
7	86	Jon LAROSA			71			71
8	12	Mark COOPER			64			64
9	46	Adam MILLER		43				43
10	111	Brad MATHESON		36				36
11	77	Liam COLEBY		28				28
12	00	Doug HALL		17				17

## TWINSPRINT

Pos	No	Name	Rnd 1 W/ton	Rnd 2 B/ford	Rnd 3 PI	Rnd 4 Race 1	Rnd 4 Race 2	Total
1	13	Andrew HANNAN			95	18	20	133
2	212	Anthony STEPHENS	25	100				125
3	133	Grace POUTCH			85	17	18	120
4	95	Matthew RINDEL			71	16	17	104
5	36	Tim TAYLOR			69	15	16	100
6	53	Johnno HENDERSON			64	11	13	88
7	369	Jason DLUGOSZ			60	12	10	82
8	27	Mark BOTTOMLEY		20	56			76
9	68	Luke POWER				25	25	50
10	131	John QUINN				20	15	35
11	501	Dave SMITH				14	14	28
12	80	Mark FLETCHER				13	11	24
13	22A	Seth LEVERTON					12	12

*Scott Laine*  
Chief Time Keeper - Scott Laine

*Tony Bolin*  
Clerk of Course - Tony Bolin



**COMPUTIME RACE TIMING SYSTEMS PTY LTD**

9 Timber Lane, Glen Waverley Vic 3150. Ph: (03) 9803-7110  
www.computime.com.au scott@computime.com.au

